


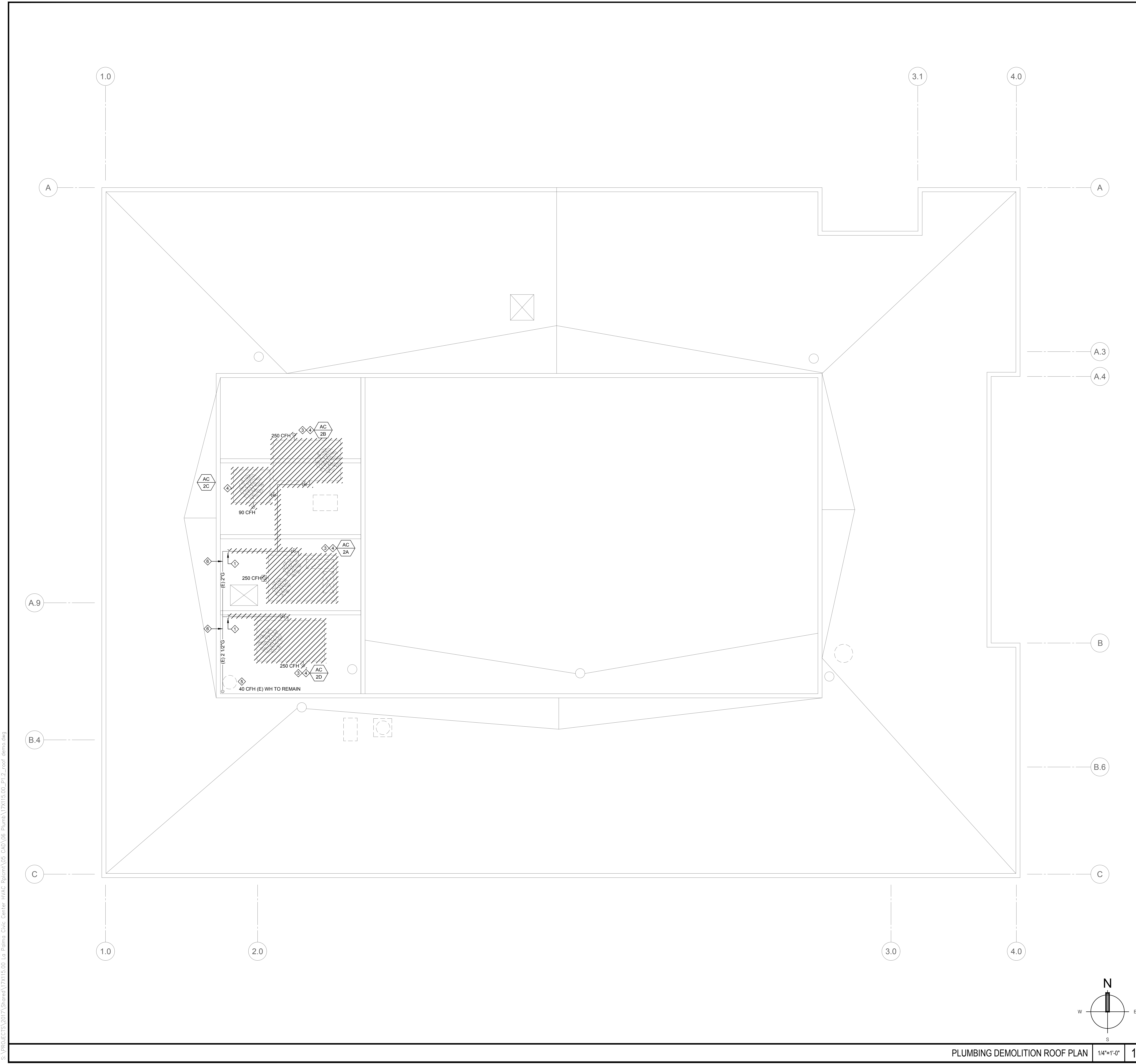


DEMOLITION KEYNOTES


<p>CLIENT</p>  <p>7822 WALKER STREET LA PALMA, CA 90623</p>																																			
<p>PROJECT NAME</p> <p>CITY HALL HVAC REPLACEMENT PROJECT</p>																																			
<p>7822 Walker Street La Palma, CA 90623</p> <p>CITY PROJECT NO. 17-BLDG-02</p>																																			
<p>ENGINEER/ARCHITECT</p>  <p>IDS GROUP</p> <p>1 PETERS CANYON ROAD, SUITE 130 IRVINE, CA 92606 TEL: 949-387-8500, FAX: 949-387-0800</p>																																			
<p>STAMP</p>																																			
<p>STAMP</p> 																																			
<p>ISSUE</p> <table border="1"> <thead> <tr> <th>REV.</th> <th>DESCRIPTION</th> <th>DATE</th> </tr> </thead> <tbody> <tr> <td></td> <td>DD SUBMITTAL</td> <td>6/28/2018</td> </tr> <tr> <td></td> <td>CITY SUBMITTAL</td> <td>3/16/2020</td> </tr> <tr> <td> </td> <td> </td> <td> </td> </tr> <tr> <td> </td> <td> </td> <td> </td> </tr> <tr> <td> </td> <td> </td> <td> </td> </tr> <tr> <td> </td> <td> </td> <td> </td> </tr> <tr> <td> </td> <td> </td> <td> </td> </tr> <tr> <td> </td> <td> </td> <td> </td> </tr> <tr> <td> </td> <td> </td> <td> </td> </tr> <tr> <td> </td> <td> </td> <td> </td> </tr> </tbody> </table>			REV.	DESCRIPTION	DATE		DD SUBMITTAL	6/28/2018		CITY SUBMITTAL	3/16/2020																								
REV.	DESCRIPTION	DATE																																	
	DD SUBMITTAL	6/28/2018																																	
	CITY SUBMITTAL	3/16/2020																																	
<p>KEY PLAN</p>																																			
PROJECT NO.	17X115.00																																		
PRINT DATE	3/13/2020																																		
DRAWN BY																																			
CHECKED BY																																			
<p>SHEET TITLE</p> <p>PLUMBING DEMOLITION FLOOR PLAN</p>																																			
<p>SHEET NUMBER</p> <p>P1.1</p>																																			

S:\p000\2017\170115.00 - La Palma - Civic Center HVAC Replac\170115.00 - P1.1 - Demol.dwg



DEMOLITION KEYNOTES


- ◇ TEMPORARILY CAP GAS LINE.
- ◇ REMOVE EXISTING CONDENSATE LINE AND DISPOSE OFF IN AN APPROVED MANNER.
- ◇ REMOVE GAS AND CONDENSATE LINE FROM HVAC UNIT.
- ◇ CAP CONDENSATE LINE ABOVE ROOF WATER TIGHT.
- ◇ EXISTING WATER HEATER TO REMAIN.
- ◇ EXISTING GAS LINE TO REMAIN.




PROJECT NAME
**CITY HALL
 HVAC REPLACEMENT
 PROJECT**

7822 Walker Street
 La Palma, CA 90623

CITY PROJECT NO. 17-BLDG-02



STAMP



REV.	DESCRIPTION	DATE
	DD SUBMITTAL	6/28/2018
	CITY SUBMITTAL	3/16/2020

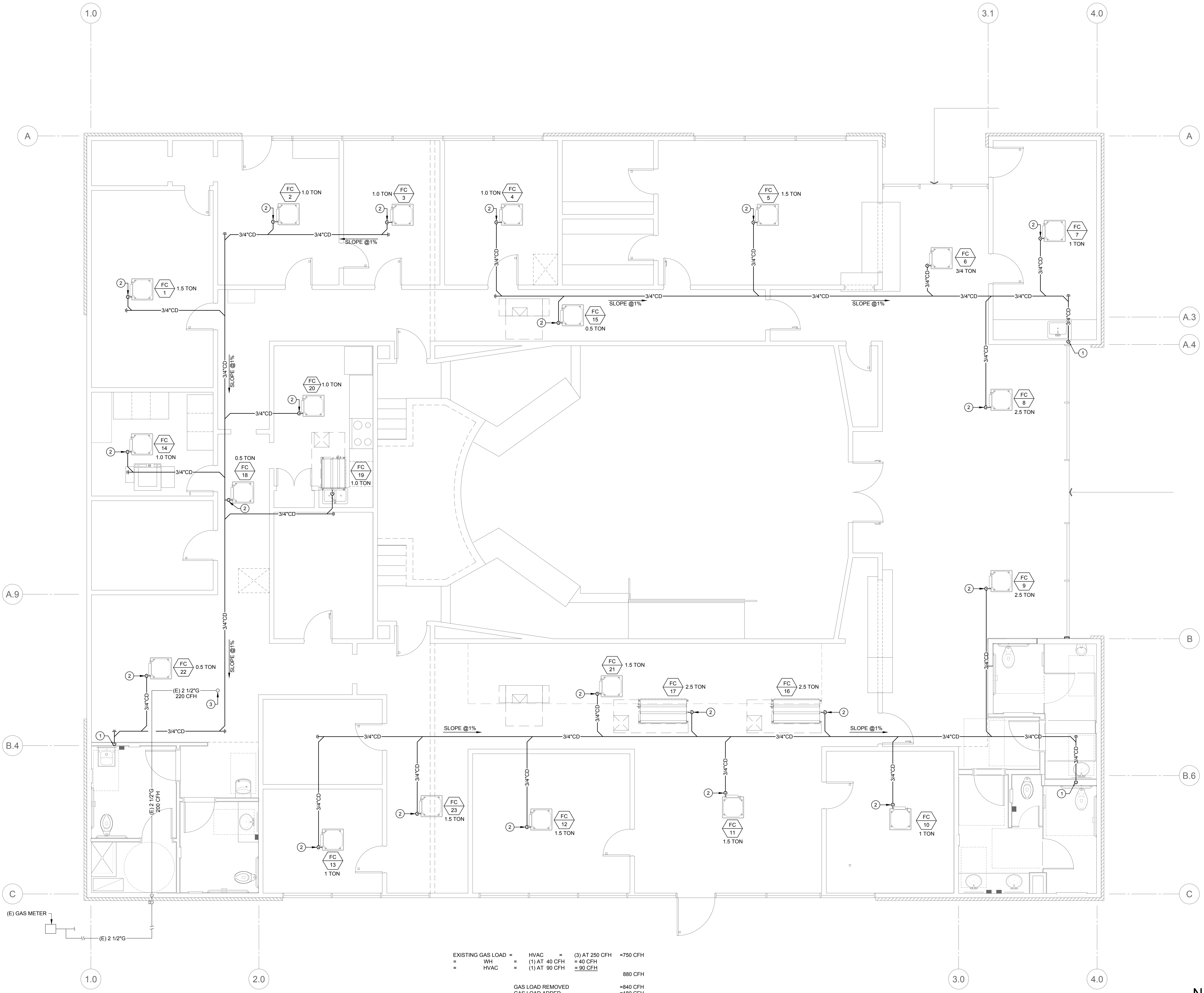
KEY PLAN

PROJECT NO.	17X115.00
PRINT DATE	3/13/2020
DRAWN BY	
CHECKED BY	

SHEET TITLE
**PLUMBING
 DEMOLITION ROOF PLAN**

SHEET NUMBER
P1.2

S:\PROJECTS\2017\Share\17X115.00-La Palma Civic Center HVAC\Bldg\17X115.00_P1.2_roof_demolition.dwg




EXISTING GAS LOAD = HVAC = (3) AT 250 CFH = 750 CFH
 = WH = (1) AT 40 CFH = 40 CFH
 = HVAC = (1) AT 90 CFH = 90 CFH
 = 880 CFH

GAS LOAD REMOVED = 840 CFH
 GAS LOAD ADDED = 180 CFH
 TOTAL NEW GAS LOAD CITY HALL = 220 CFH
 MAXIMUM DEVELOPED LENGTH = 400 LF


CONSTRUCTION NOTES

- ① 3/4"CD DOWN IN WALL TERMINATE TO SINK TAILPIECE.
- ② CONNECT 3/4"CD TO FAN COIL UNIT CONDENSATE CONNECTION.
- ③ (E) 2 1/2" G UP TO ABOVE ROOF.




PROJECT NAME
**CITY HALL
 HVAC REPLACEMENT
 PROJECT**

7822 Walker Street
 La Palma, CA 90623
 CITY PROJECT NO. 17-BLDG-02



ENGINEER/ARCHITECT
IDS
 IDS GROUP



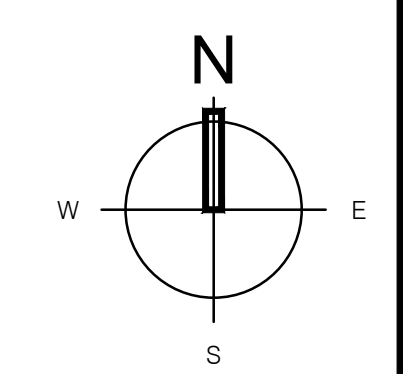
REV.	DESCRIPTION	DATE
	DD SUBMITTAL	6/28/2018
	CITY SUBMITTAL	3/16/2020

KEY PLAN

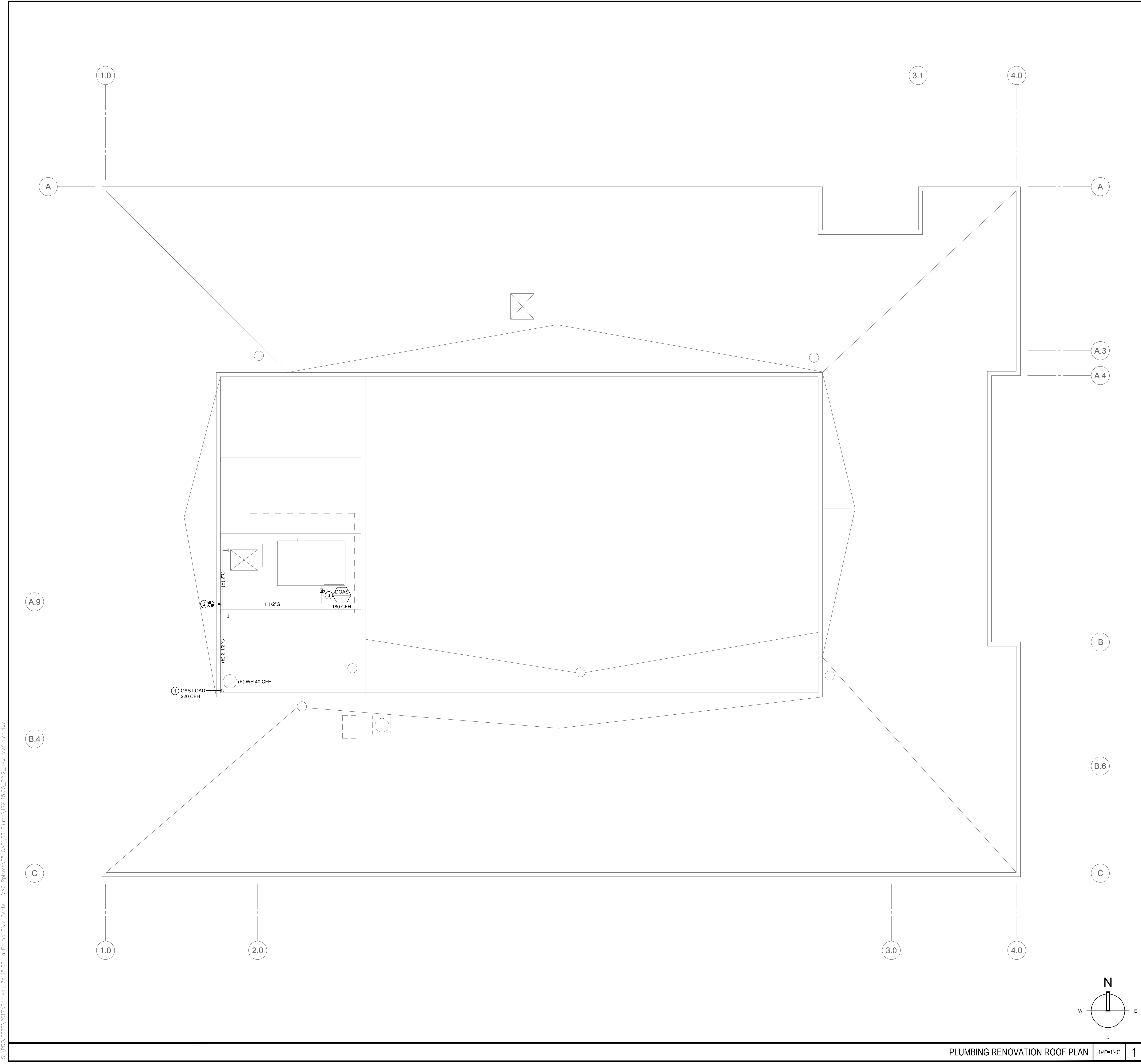
PROJECT NO.	17X115.00
PRINT DATE	3/13/2020
DRAWN BY	
CHECKED BY	

SHEET TITLE
**PLUMBING
 RENOVATION
 FLOOR PLAN**

SHEET NUMBER
P2.2



S:\p02020\2017\Shoreline\17115.00_La_Palma_City_Hall\FC_Plan\17115.00_P2_Mech_Plan.rvt



CONSTRUCTION NOTES

- EXISTING 2 1/2\" G UP TO ABOVE ROOF.
- CONNECT 1 1/2\" G TO EXISTING 2\" G ON ROOF.
- CONNECT 1 1/2\" G TO DOAS; PROVIDE LINE SIZE GAS SHUT-OFF VALVE TO UNIT PRIOR TO CONNECTION.

PLUMBING RENOVATION ROOF PLAN 1/4\"=1'-0\" 1

CLIENT

CITY OF
LA PALMA

7822 WALKER STREET
LA PALMA, CA 90623

PROJECT NAME

**CITY HALL
HVAC REPLACEMENT
PROJECT**

7822 Walker Street
La Palma, CA 90623

CITY PROJECT NO. 17-BLDG-02

ENGINEER/ARCHITECT

IDS GROUP

1 PETERS CANYON ROAD, SUITE 130
IRVINE, CA 92606
TEL: 949-387-8500, FAX: 949-387-0800

STAMP

ISSUE

REV.	DESCRIPTION	DATE
	DD SUBMITTAL	6/28/2018
	CITY SUBMITTAL	3/16/2020

KEY PLAN

PROJECT NO. 17X115.00

PRINT DATE 3/13/2020

DRAWN BY

CHECKED BY

SHEET TITLE

**PLUMBING
NEW ROOF PLAN**

SHEET NUMBER

P2.2

S:\p00025\2017\Shared\17X115.00 - La Palma - City Center HVAC System\05 - CAD\05 - Plumb\17X115.00_P2.2_new roof plan.dwg